



[Focus POS Systems](#) > [Knowledge Base](#) > [Focus Link and Focus ON](#)

 Search

Articles in this section



Focus Link Installation



Jeff Evans

1 year ago · Updated

Follow

Focus Link is the program/service required for the store to communicate and upload/poll data from the cloud Focus Link Services

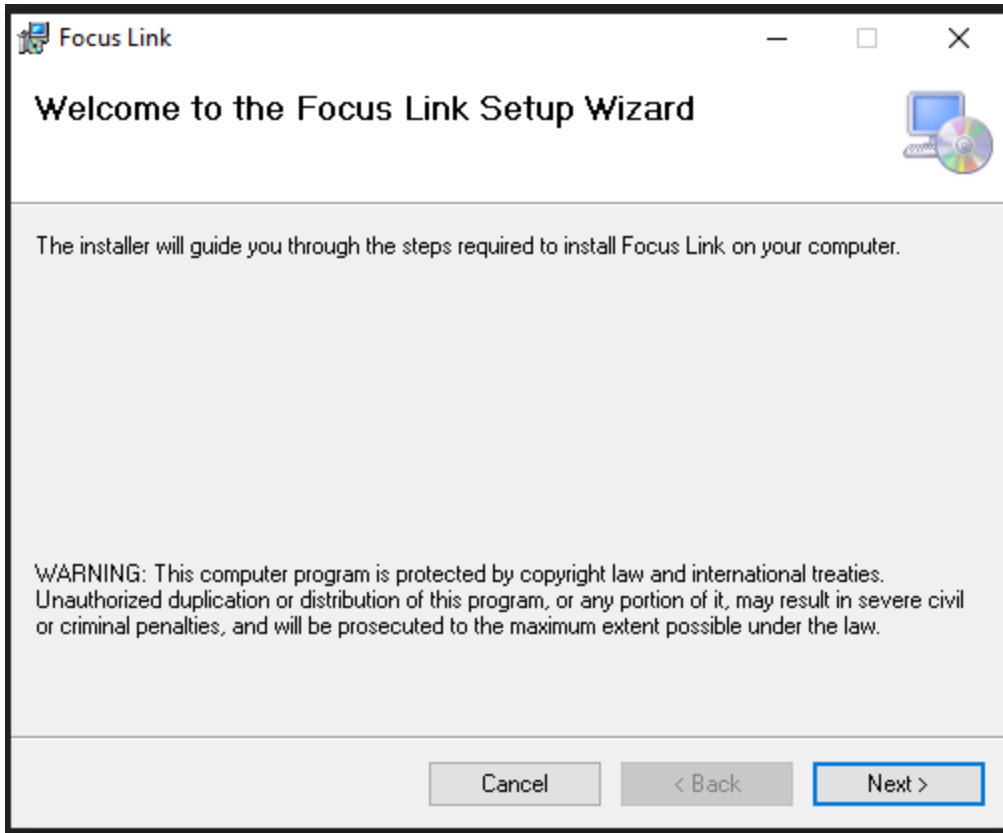
- .NET Framework 4.6.1 is required
- Must be installed on Focus PC
- **Focus NEEDS TO BE RUNNING** (cannot be running -setup at time of install)
- PC Name Focus - if not standard naming you will need to update the Focus.Link.exe.config
 - "C:\Program Files (x86)\Focus\Focus Link\focus-link.exe.config"
 - <add key="primaryServerName" value="focus"/>
 - <add key="backupServerName" value="backup"/>
- Log File Located
 - "C:\Program Files (x86)\Focus\Focus Link\focuslink.log"
- Required folders
 - \\focus\c\focus\datafeed
 - \\focus\c\focus\backup
 - \\focus\c\focus\mobilesavecheck

- **DO NOT PURGE MENU ITEMS AFTER FOCUSLINK HAS BEEN INSTALLED. IT WILL BREAK YOUR ONLINE ORDERING MENUS.**

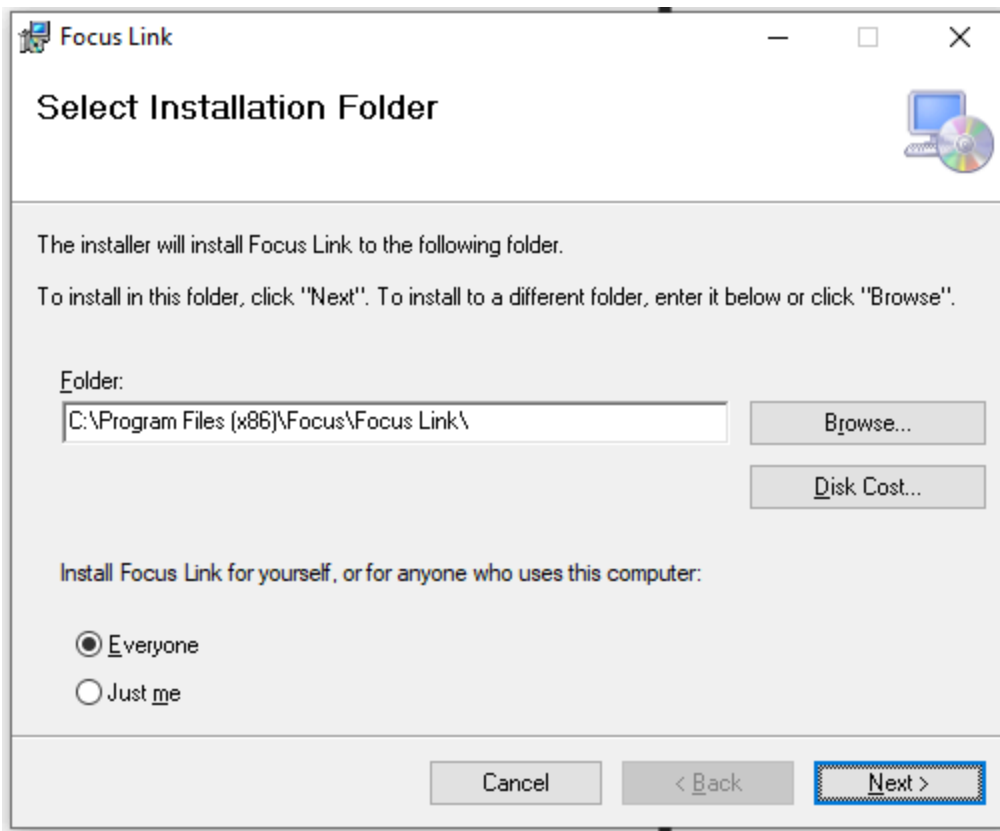
Step 1: Download Installer [CLICK HERE](#)

Step 2: Run FocusLinkSetup.MSI

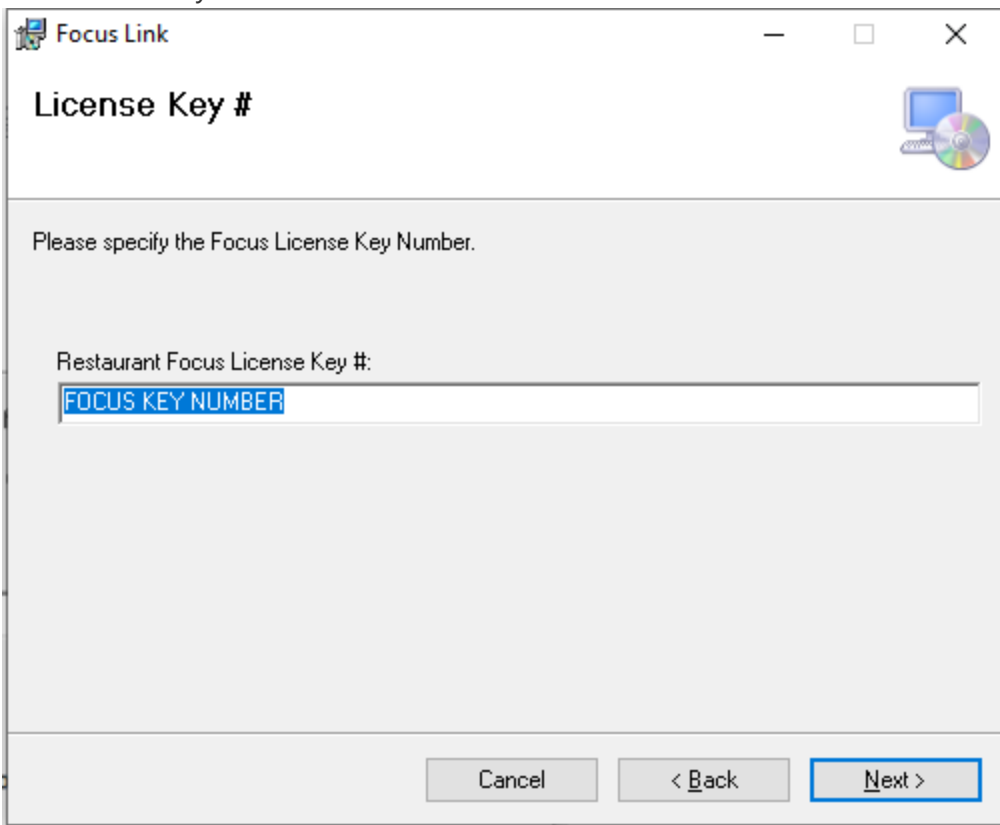
- Click Next



-
- Click Next



-
- Enter Focus Key #



-
- Click Next - installation will begin
- When Complete click Close

Installation is complete

For some Integrator's using various file polling and integrations additional Focus Store level configuration is required

For none standard environments you will need to do the following:

1. Edit c:\Program Files (x86)\Focus\Focus Link\focus-link.exe.config

1. Under:

1. <configuration> <appSettings>

1. <add key="primaryServerName" value="focus" />

2. Change the "value" to the name of the station

Required Network configuration:

Outbound port 443 to focuslink.focuspos.com

Outbound port 80 to

dev.ws.focuslink.focuspos.com

ws.focuslink.focuspos.com

dev.focuslink.focuspos.com

focuslink.focuspos.com

s3.us-west-2.amazonaws.com

IP ranges for each service that FocusLink uses:

S3,52.92.32.0/22

S3,54.231.160.0/19

S3,52.218.128.0/17

CLOUDFRONT,35.167.191.128/26

CLOUDFRONT,34.223.12.224/27

CLOUDFRONT,35.162.63.192/26

CLOUDFRONT,34.223.80.192/26

CLOUDFRONT,34.216.51.0/25

Subject to change without notice

url for the IP's

<https://ip-ranges.amazonaws.com/ip-ranges.json>

- US-WEST-2
- CloudFront
- API Gateway
- S3

Installer or Windows Add/Remove Programs not allowing FocusLink to be Updated/Repaired/Uninstalled

Run Command Prompt as an Admin and type this in. That should add the service then you can uninstall and reinstall.

SC create FocusLink displayname= "Focus Link" binpath= "C:\Program Files (x86)\Focus\Focus Link\focus-link.exe" start= auto

Before you reinstall let us know so we can fix the licensing.



Was this article helpful?

✓ Yes

✗ No

5 out of 5 found this helpful

Have more questions? [Submit a request](#)

Return to top

Recently viewed articles

[Focuslink: Bar Track](#)

[Epson TM-T20 Printer Drivers](#)

[DB Pinouts](#)

[Configuring Credit Card Tip Fees](#)

[Remote Chit Item Count](#)

Related articles

[CommandCenter - EGift](#)

Comments

0 comments



Be the first to write a comment.

Focus POS Systems

 [Powered by Zendesk](#)